



National Marine Manufacturers Association

nmma.org

ECONOMIC SIGNIFICANCE OF RECREATIONAL BOATING IN MARYLAND

CONGRESSIONAL DISTRICT 3

Number of Recreational Boats*	19,496
Recreational Boating Industry Businesses	263
Total Jobs	2,537
Annual Recreational Boating-Related Spending	\$127.9 MILLION

TOTAL ANNUAL ECONOMIC IMPACT OF RECREATIONAL BOATING:

\$308.7 MILLION

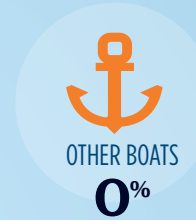

RECREATIONAL BOATS IN MD-3

TOTAL BOATS* ▶ 19,496

REGISTERED BOATS 19,496

Power boats	15,322
PWCs	2,024
Sailboats	2,110
Other Boats	40

HOUSEHOLDS PER BOAT 14.7

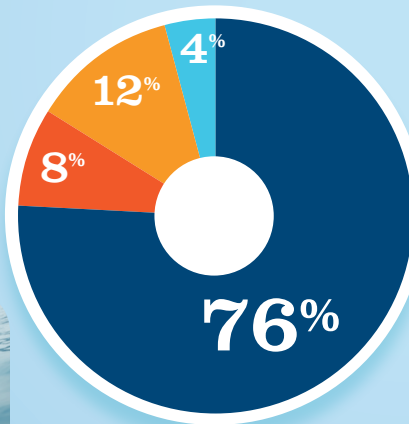


* Total boats are registered boats as reported by states to the USCG.

RECREATIONAL BOATING CREATES JOBS IN MD-3

TOTAL BOATING JOBS ▶ 1,633

Boat Building	71
Motor / Engine Mfr.	-
Accessory / Supplies Mfr.	202
Dealers / Wholesalers	129
Boat Services	1,231



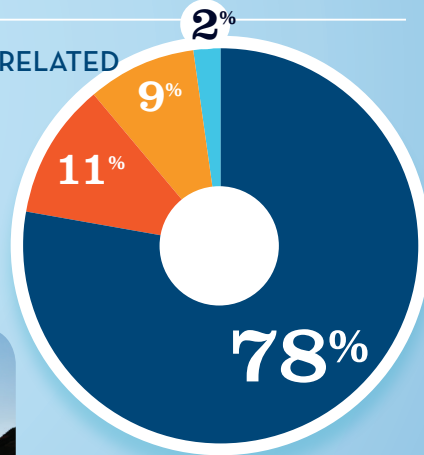
BOAT BUILDING DLRS/WHOLESALERS
MOTOR/ENG. MFR. + BOAT SERVICES
ACC./SUPPLIES MFR. † 0%



RECREATIONAL BOATING-RELATED BUSINESSES IN MD-3

TOTAL BUSINESSES ▶ 263

Boat Building	6
Motor / Engine Mfr.	-
Accessory / Supplies Mfr.	24
Dealers / Wholesalers	29
Boat Services	204



BOAT BUILDING DLRS/WHOLESALERS
MOTOR/ENG. MFR. + BOAT SERVICES
ACC./SUPPLIES MFR. † 0%

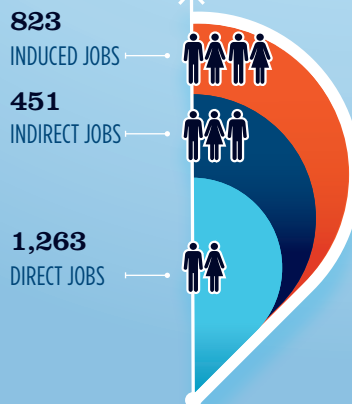


ESTIMATED JOBS IMPACT OF RECREATIONAL BOATING-RELATED SPENDING IN MD-3

EST. TOTAL JOBS ▶ 2,537

EST. TOTAL LABOR INCOME \$104.6 MILLIONS

Est. Direct Income	\$43.9
Est. Indirect Income	\$24.7
Est. Induced Income	\$36.0

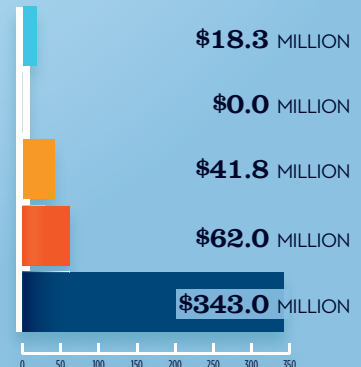


RECREATIONAL BOATING INDUSTRY SALES IN MD-3

Boat Building	\$18.3
Motor / Engine Mfr.	\$0.0
Accessory / Supplies Mfr.	\$41.8
TOTAL MFR. SALES	\$60.1

Dealers / Wholesalers	\$62.0
Boat Services	\$343.0
TOTAL RETAIL & SERVICES SALES	\$405.0

BOAT BUILDING DLRS/WHOLESALERS
MOTOR/ENG. MFR. BOAT SERVICES
ACC./SUPPLIES MFR.



Source: NMMA's Center of Knowledge; Recreational Marine Research Center at Michigan State University